

# **HORSELESS HORSE PROJECT GUIDELINES**

## **1. PAPERWORK DUE BY MAY 1<sup>ST</sup>**

- a. Horse Project Record Book
- b. \$75.00 for Ads or Sponsors
- c. Horse ID (Mentor's Horse)

## **2. PAPERWORK DUE AT FRIDAY SET-UP JULY 17<sup>TH</sup>**

- a. Horseless Horse Book
- b. Showmanship Pattern
- c. Sign up for Interview time

## **3. CLASSES TO SIGN UP FOR BY JULY 1<sup>ST</sup>**

- a. Horseless Horse Fitting and Showing
- b. Pattern Design
- c. Horseless Horse Book with Interview
- d. Horseless Horse Western Pleasure (Riding WALK ONLY)
- e. Horse Project Record Book


- Have your mentor help with all paperwork and books
- Add extra pages to journal portion of Horseless Book and record all the time spent doing anything with the horse
- Highly encourage to go to Winter Project, Clinics, Warm-Up Show, and anything else 4H or horse related

**HAVE A GREAT EXPERIENCE!**

*Any questions contact Marianne (810)305-9834*

**ST. CLAIR COUNTY**


# **HORSELESS**



# **HORSE**



# **Project Book**



Exhibitor's Name: \_\_\_\_\_

Club: \_\_\_\_\_

Parent/Mentor Signature: \_\_\_\_\_

**PROJECT HORSE INFORMATION:**

Name: \_\_\_\_\_ Age: \_\_\_\_\_

Breed: \_\_\_\_\_ Circle: Mare Gelding

Height: \_\_\_\_\_ Approx. Weight: \_\_\_\_\_

Color: \_\_\_\_\_ Markings: \_\_\_\_\_

---

**PLEASE LIST THIS FOLLOWING DATES FOR YOUR PROJECT HORSE:**

Last De-worming: \_\_\_\_\_

Coggins: \_\_\_\_\_

Vaccinations: \_\_\_\_\_

Farrier Service: \_\_\_\_\_

Vet Visit: \_\_\_\_\_



**IMPORTANT HORSE FACTS:**



A healthy horse's...
Normal Temperature: _____
Resting Heart Rate: _____
Respiration Rate: _____

## **WHO'S YOUR MENTOR?**

Use this page to write about the person or people who have helped you with your Horseless Horse Project. Be creative: use pictures, drawings, and stories!

# BASIC TACK

Match the correct picture with the middle choices of tack.



WESTERN SADDLE: \_\_\_\_\_


ENGLISH SADDLE: \_\_\_\_\_

WESTERN BRIDLE: \_\_\_\_\_

ENGLISH BRIDLE: \_\_\_\_\_

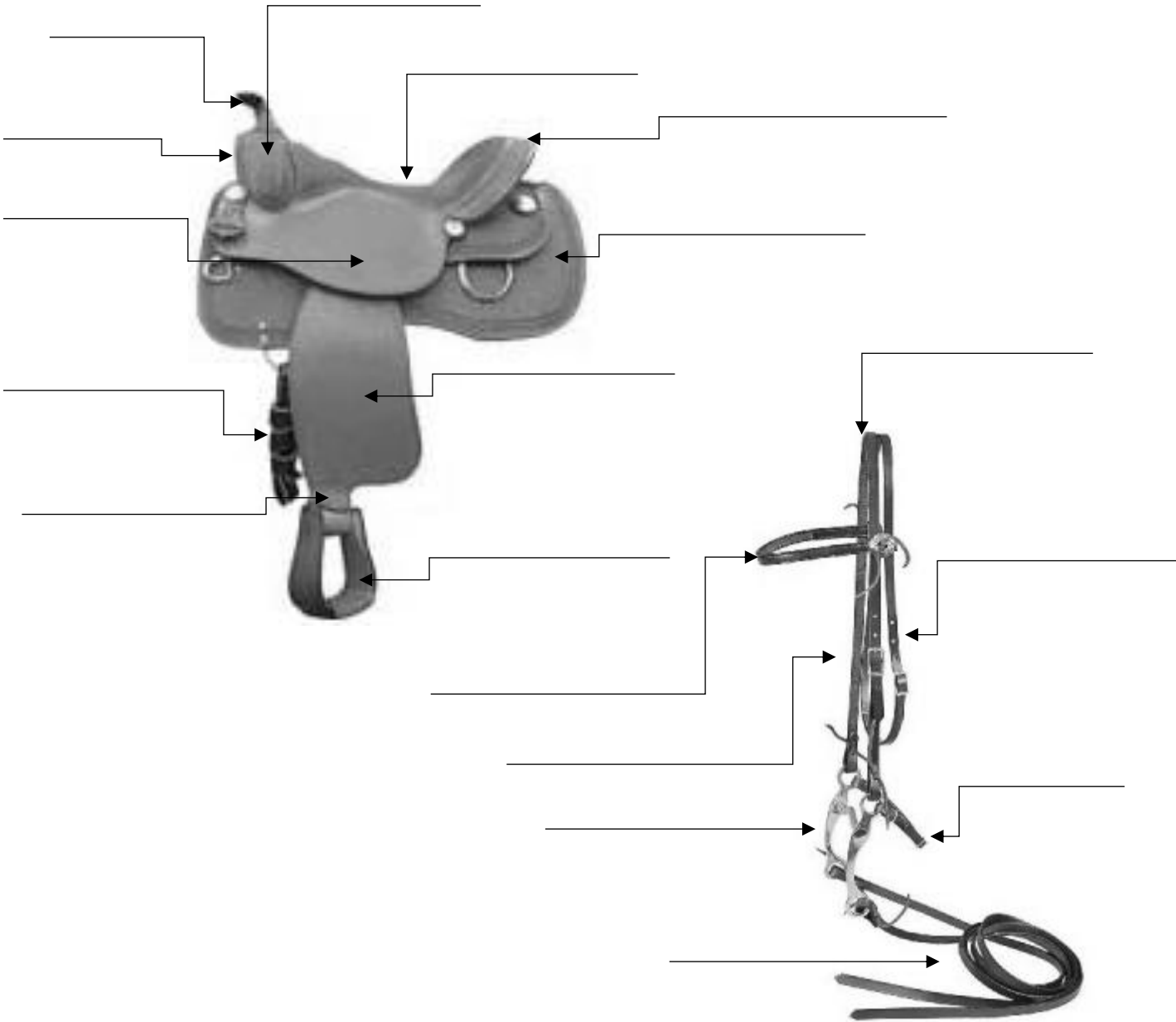
SNAFFLE BIT: \_\_\_\_\_

CURB BIT: \_\_\_\_\_




**WESTERN TACK**

Put the correct term in the blank from the word bank below:



Horn	Seat	Reins	Throatlatch	Cantle	Stirrup
Pommel	Jockey	Skirt	Gullet	Cinch Strap	Curb Bit
Crown Piece	Fender	Skirt	Curb Chain	Stirrup Leather	Keeper
	Cheek Piece		Brow Band		

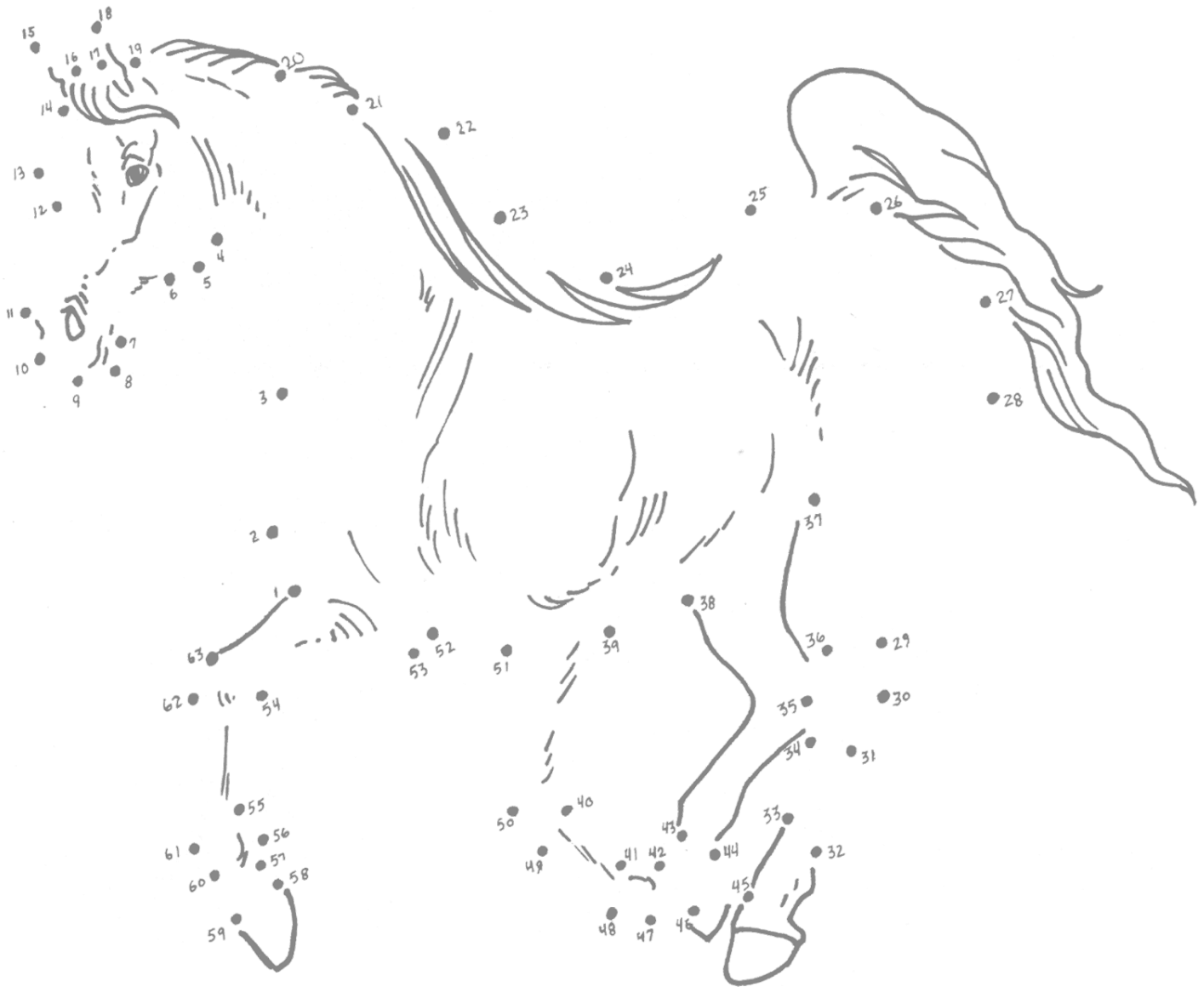
**COLOR THIS HORSE BAY**



What are the other BASIC horse coat colors besides BAY?

1. \_\_\_\_\_ 2. \_\_\_\_\_ 3. \_\_\_\_\_ 4. \_\_\_\_\_

....CONNECT THE DOTS....



What breed is this horse? \_\_\_\_\_

Circle 3 characteristics of this horse:

Dished Face

Large Ears

Roman Faced

Used to Pull

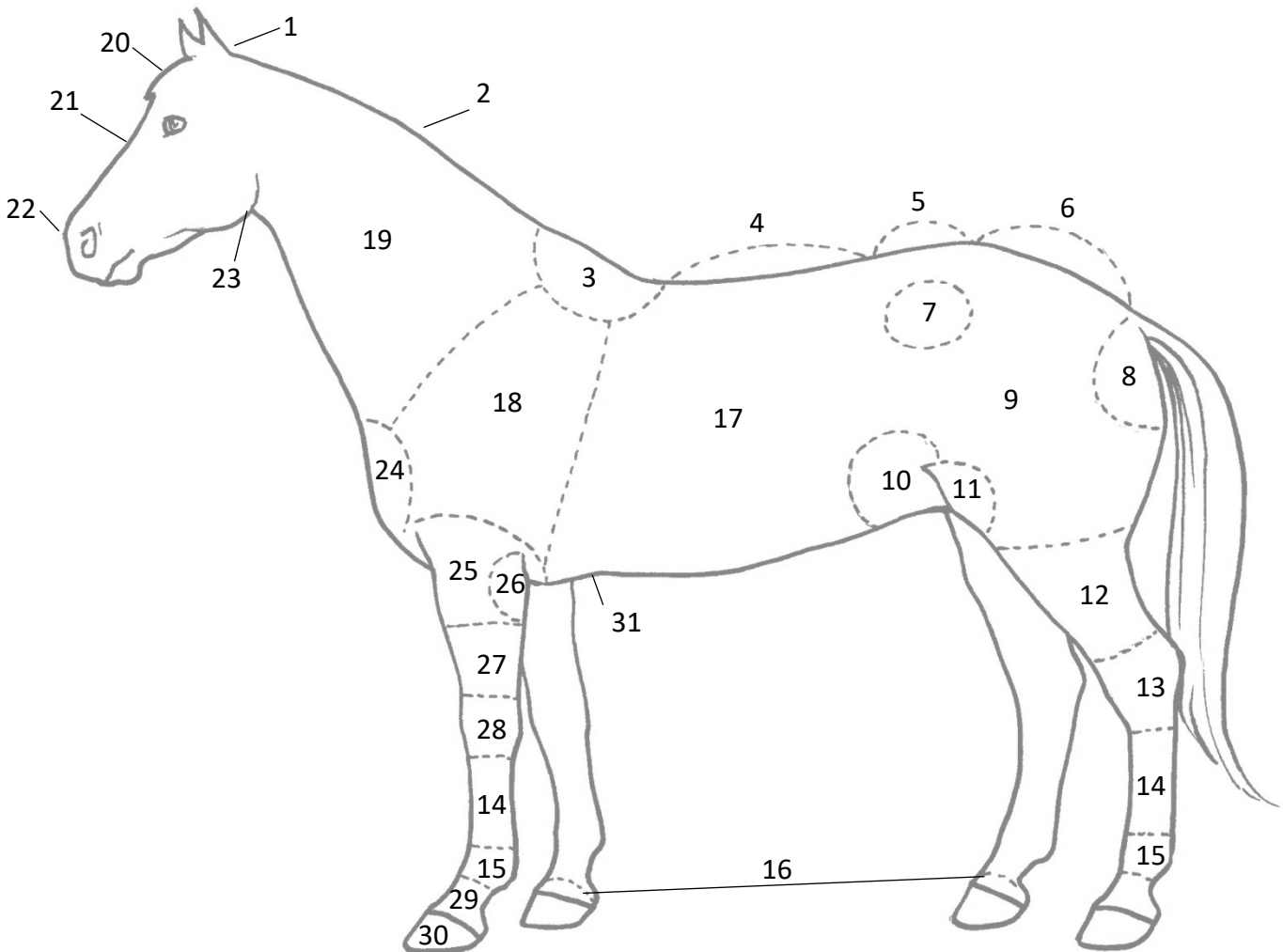
Arched Neck

Heavy Footed

Small Ears

## PARTS OF THE HORSE

Match the numbered parts of the horse using the Word Bank below:



**Write the number next to the correct part of the horse:**

Elbow:	Back:	Neck:	Cannon:	Pastern:
Chest:	Crest:	Barrel:	Hock:	Buttock:
Forehead:	Forearm:	Loin:	Shoulder:	Coronet:
Muzzle:	Hoof:	Thigh:	Stifle:	
Face:	Knee:	Croup:	Flank:	
Throat Latch:	Poll:	Point of Hip:	Gaskin:	
Arm:	Withers:	Girth:	Fetlock:	

## FACE AND LEG MARKINGS

Draw in the markings that are listed under each picture. You can color the horse's heads and legs, but remember to leave the markings white.



**STAR**



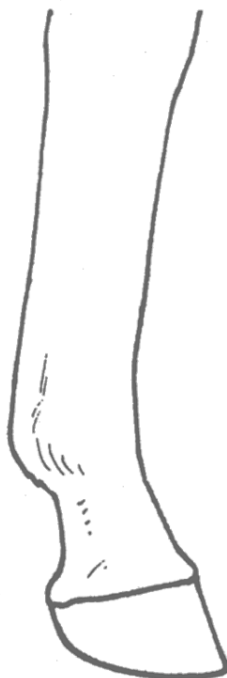
**BLAZE**



**STAR, STRIPE, SNIP**



**PASTERN**




**SOCK**



**STOCKING**

**JUST FOR FUN**

Help Clover and his rider find their way home!



Unscramble the letters to find the style of riding above!

**L I T A R**

**E I D R**

\_\_\_\_\_

## HORSE BASIC MATCH UP

Draw a line to the CORRECT item!



HALTER



BRUSHES



BALE OF HAY



LEAD ROPE



LUNGE WHIP



FEED DISH




WATER BUCKET




STIRRUP IRONS

## TRUE OR FALSE

- \_\_\_\_\_ A brown horse with a black mane and tail is a bay.
- \_\_\_\_\_ When measuring a horse, the measuring stick runs from the ground to the withers.
- \_\_\_\_\_ The amount of hay and grain depend on the size of the horse and amount of exercise.
- \_\_\_\_\_ Gallop is the slowest gait.
- \_\_\_\_\_ A horse's poll is on its foot.
- \_\_\_\_\_ The age of a horse is determined by its size.
- \_\_\_\_\_ Grooming is important to avoid sores and skin problems.
- \_\_\_\_\_ 4-H is a great learning experience.
- \_\_\_\_\_ You never have to check your tack for wear and cracks.
- \_\_\_\_\_ Boots and helmets are worn for safety.
- \_\_\_\_\_ 3 main sources of a horse's nutritional needs are water, hay, and grain.



**COLOR THIS HORSE CHESTNUT**



What BREED is this horse? \_\_\_\_\_

Name the LEG MARKINGS: \_\_\_\_\_

Name the FACE MARKING: \_\_\_\_\_

## EQUINE VACCINATIONS & DISEASES

List 3 Vaccinations horses should receive annually:

1. \_\_\_\_\_
2. \_\_\_\_\_
3. \_\_\_\_\_

Name 1 common equine disease horses are vaccinated for, describe symptoms and treatments:

Disease: \_\_\_\_\_

Symptoms: \_\_\_\_\_  
\_\_\_\_\_  
\_\_\_\_\_

Treatment: \_\_\_\_\_  
\_\_\_\_\_  
\_\_\_\_\_

### COGGINS TEST:

What does the Coggins test for: \_\_\_\_\_

How do they do a Coggins test: \_\_\_\_\_

How often does your horse need a Coggins Test: \_\_\_\_\_

If your horse leaves the property is a Coggins Test necessary?      YES      NO

## DEWORMING AND PARASITES

How often should you de-worm your horse? \_\_\_\_\_

Name 3 external parasites:

1. \_\_\_\_\_
2. \_\_\_\_\_
3. \_\_\_\_\_

Pick 1 to describe: \_\_\_\_\_

---

---

Name 3 internal parasites:

1. \_\_\_\_\_
2. \_\_\_\_\_
3. \_\_\_\_\_

Pick 1 to describe: \_\_\_\_\_

---

---

## COLIC

What is Colic? \_\_\_\_\_

---

Name 2 types of Colic:

1. \_\_\_\_\_
2. \_\_\_\_\_

Name 2 physical signs of Colic:

1. \_\_\_\_\_
2. \_\_\_\_\_

## HORSES HOOF PARTS

Draw a line to the correct part of the hoof



FROG

WALL

WHITE LINE

HEEL

TOE

SOLE

How often should you clean your horse's hooves?    YEARLY    MONTHLY    DAILY

Name 3 HOOF problems:

1. \_\_\_\_\_

2. \_\_\_\_\_

3. \_\_\_\_\_

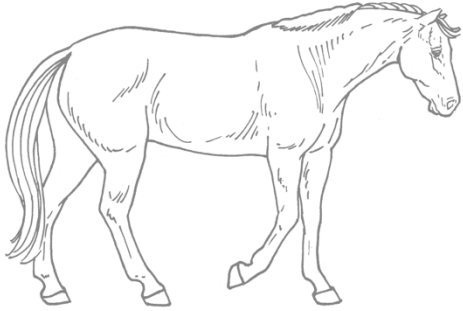
Describe 1 of the above: \_\_\_\_\_

\_\_\_\_\_


\_\_\_\_\_

## HORSE'S GAITS

Match the horse's gait to the correct word. Fill in how many beats are in each gait:




CANTER:  
\_\_\_\_\_ Beats



WALK:  
\_\_\_\_\_ Beats



GALLOP:  
\_\_\_\_\_ Beats



TROT:  
\_\_\_\_\_ Beats

## HORSE SAFETY AND RULES

Use the Word Bank below to fill in the blanks:

HORSE PLAY	BEHIND	ASTM/SEI	REINS	LEFT SIDE
LENGTH	BOOTS	LEAD ROPE	SHOULDER	RIGHT

1. You should never run up \_\_\_\_\_ a horse.
2. Always wear \_\_\_\_\_ that will protect your feet if the horse steps on you.
3. When leading your horse, walk on his \_\_\_\_\_ at his throat latch.
4. You should never wrap the \_\_\_\_\_ around your hand.
5. When riding, you should stay a full horse's \_\_\_\_\_ away from the horse in front of you.
6. Pet a horse by first placing your hand on the \_\_\_\_\_ and neck, not the nose of the horse.
7. When leading your horse, always turn the horse to the \_\_\_\_\_ and walk around.
8. A \_\_\_\_\_ helmet with harness fastened should be worn when mounted.
9. No \_\_\_\_\_ around horses.
10. Never tie your horse with the \_\_\_\_\_. He may jump and break the reins or the bridle.



## HORSELESS HORSE PROJECT JOURNAL

Record any horse or 4H related activity you have attended this year!

Date: \_\_\_\_\_

Description: \_\_\_\_\_

---

---

---

---

---

---

---

---

---

---

Date: \_\_\_\_\_

Description: \_\_\_\_\_

---

---

---

---

---

---

---

---

---

---



THIS IS IT...FILL IN THE BLANK



I pledge  
My \_\_\_\_\_ to clearer thinking,  
My \_\_\_\_\_ to greater loyalty,  
My \_\_\_\_\_ to larger service, and  
My \_\_\_\_\_ to better living,  
For my club, my community,  
My country, and my world.